



SURFACE MOUNT DRUM

DESCRIPTION

Low cost solution for utility ceiling lights. While cost effective, they still offer multi-CCT settings and a motion sensor option.

FEATURES

- 3 Selectable Wattages
- 120Vac 50/60Hz
- CCT: 3 Selectable CCTs, 3000K/4000K/5000K
- Dual Selectable Design
- Motion Sensor
- 5 Year Standard Warranty



Revised 5/19/2026

Specifications are typical values and may change without notification



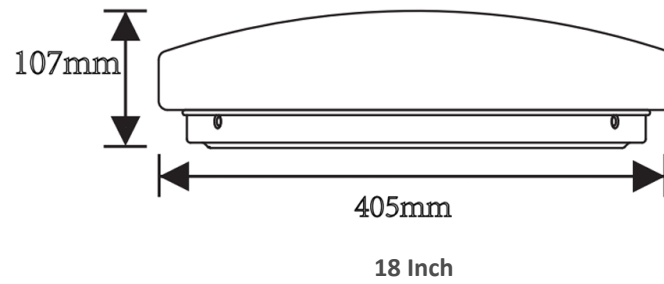
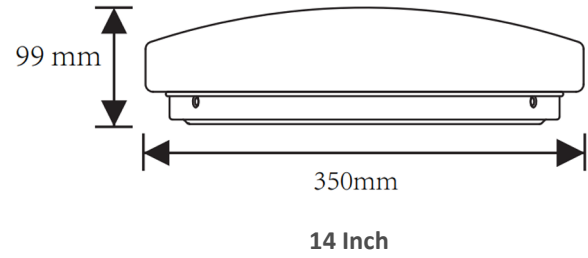
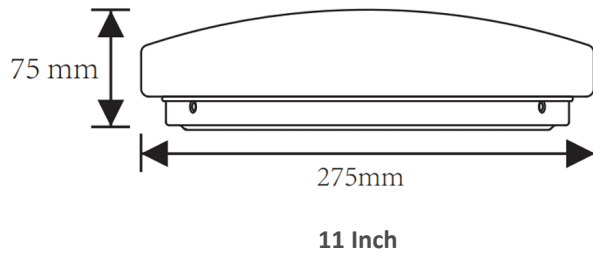
SPECIFICATIONS			
MODEL	JLS-DRU		
SIZE	11inch	14inch	16inch
WATTAGE CODE	M1	M2	M3
POWER	8W/12W/15W selectable	14W/18W/25W selectable	18W/25W/30W selectable
INPUT VOLTAGE	120VAC 50/60 Hz		
POWER FACTOR	>0.8		
LUMENS	880lm/1,320lm/1,650lm	1,540lm/1,980lm/2,750lm	1,980lm/2,750lm/3,300 lm
EFFICACY	110 lm/W		
CRI	>80		
CCT	3000K/4000K/5000K Selectable		
THD	<50%		
LIFE (L70)	>50,000+ Hours		
ENVIRONMENT	Indoor and Damp Locations		
OPERATING TEMP.	-20°-45°C		
STORAGE TEMP.	-20°-70°C		
CONTROL	Microwave Motion Sensor		
DIAMETER	11 / 14 / 16 Inch		
FCC	FCC 47 CFR Part 15 Compliance		
WARRANTY	5 Year		

ORDERING GUIDE				EXAMPLE : JLS-DRU-14-M2-8MCCT-M				
MODEL	-	SIZE	-	WATTAGE	-	CCT	-	OPTIONS
JLS-DRU	-	11 = 11 Inch 14 = 14 Inch 16 = 16 Inch	-	M1 = (8W, 12W, 15W) only for 11inch M2 = (14W, 18W, 25W) only for 14inch M3 = (18W, 25W, 30W) only for 16inch	-	8MCCT = (3000K,4000K,5000K)	-	Blank = No extra options M = Motion Sensor

Specifications are typical values and may change without notification



DIMENSIONS



Specifications are typical values and may change without notification