




## TYPE B T8 LAMPS

### DESCRIPTION

The Type B Tube features various length options, broad voltage compatibility, and multiple CCT choices to meet diverse lighting requirements. With its wide viewing angle, durable construction, and compliance with TAA standards, it is ideal for a wide range of applications. Additional features such as flicker-free operation, dimming capabilities, and emergency backup compatibility further enhance its versatility and reliability.

### FEATURES

- Available in 2 ft, 3 ft and 4 ft Lengths
- 120-277VAC Ballast Bypass
- CCT: 3000K/3500K/4000K/5000K
- 200° Beam Angle
- TAA Available
- Suitable for Open and Enclosed Fixtures
- Phase Cut Dimming
- For Use with Shunted and Unshunted Lampholders
- 5 Year Warranty 24/7 Operation





SPECIFICATIONS				
MODEL	T8 TYPE B LAMPS			
INPUT VOLTAGE	120-277VAC 50/60hz			
LENGTH	2ft	3ft	4ft	
WATTAGE	8W	12W	9W	10.5W
EFFICACY	140lm/W	140lm/W	177lm/W	160lm/W
LUMENS	1,120lm	1,680lm	1,600lm	1,680lm
POWER FACTOR	<0.9			
THD	<20%			
BEAM ANGLE	200°			
WIRING SCHEME	Single or Dual Ended			
CRI	Ra>80			
L70 Hours	>50,000			
CCT	3000K/3500K/4000K/5000K			
DIMMING	Phase Cut Dimming (Triac Dimming) @120VAC			
WORKING TEMP.	-20°C - +40°C			
ENVIRONMENT	Dry/Damp Location			

ORDERING GUIDE					JLS-4-840K-10.5-DWD-S	
MODEL	LENGTH	CCT	WATTS		TYPE	DRIVER
JLS	2 = 2 Foot	830K = 3000K 835K = 3500K 840K = 4000K 850K = 5000K	8 = 8W	DWD = Direct Wire Dual Ended		S = Standard
	3 = 3 Foot		12 = 12W			
	4 = 4 Foot		9 = 9W			
			10.5 = 10.5W			


*Specifications are typical values and may change without notification*



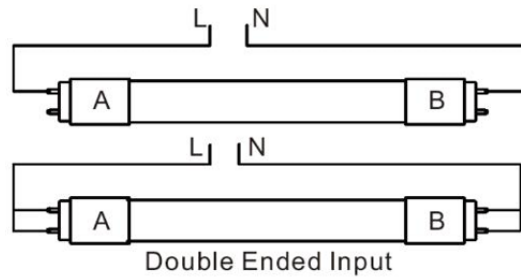
## DIMENSIONS

LENGTH	LENGTH PIN to PIN (in.)	LENGTH BASE to BASE (in.)	DIAMETER (in.)
2 Foot	23.73	23.17	1.02
3 Foot	35.73	35.17	1.02
4 Foot	47.76	47.16	1.02

## WIRING DIAGRAMS



OR



Voltage Input: AC120-277V 50/60Hz

For Dual-Ended Lamps, the pins on each end of the lamp are internally shunted. The lamps may be used with shunted or un-shunted tombstones.



## COMPATIBLE TRIAC DIMMER LIST

BRAND	MODEL NUMBER	INTERFACE
Lutron	DVELV-300P-BR	Triac Dim @120VAC
Lutron	DVELV-300P-GR	Triac Dim @120VAC
Lutron	DVELV-300P-IV	Triac Dim @120VAC
Lutron	DVELV-300P-LA	Triac Dim @120VAC
Lutron	DVELV-300P-WH	Triac Dim @120VAC
Lutron	DVELV-303P-BR	Triac Dim @120VAC
Lutron	DVELV-303P-GR	Triac Dim @120VAC
Lutron	DVELV-303P-IV	Triac Dim @120VAC
Lutron	DVELV-303P-LA	Triac Dim @120VAC
Lutron	DVELV-303P-WH	Triac Dim @120VAC
Lutron	MAELV-600P-AL	Triac Dim @120VAC
Lutron	MAELV-600P-BL	Triac Dim @120VAC
Lutron	MAELV-600P-BR	Triac Dim @120VAC
Lutron	MAELV-600P-GR	Triac Dim @120VAC
Lutron	MAELV-600P-IV	Triac Dim @120VAC
Lutron	MAELV-600P-LA	Triac Dim @120VAC
Lutron	MAELV-600P-WH	Triac Dim @120VAC

*Specifications are typical values and may change without notification*