

## Applications:

- Wastewater treatment, oil and gas refineries, drilling rigs, petrochemical facilities, food and beverage facilities, tunnels, outdoor or indoor mounted general area lighting, and where flammable vapors, gases, ignitable dusts, fibers or flyings are present.
- No external source of heating or cooling, and the equipment is not intended to be installed near external heating or cooling sources that could affect the service temperature.

## Features:

- Industry-leading efficacy: up to 120 LPW;
- CTT: 3000K~6500K;
- -40°C to +50°C ambient operating temperature;
- Wide optics for uniform illumination;
- Fixture warranty;
- Entry Size: 3/4" -14 NPT or M25 X 1.5 or r M26 X 1.5;

## Standard Materials:

- Housing –Aluminum alloy (ADC12 and 6063);
- Lens –tempered glass;

## Mounting (ordered separately):

Versatile mounting options:

- Ceiling mount
- Wall Mount



Mounting Angle: 0° to ± 90°;

## Certifications and compliances:

### IECEX Certificate No. : IECEX UL 22.0091X

- Ex ec IIC T \*Gc;
- Ex tb IIIC T \*°C Db;
- IP66;

### ATEX Certificate No. : UL 22 ATEX 2543X, UL 22 ATEX 2544X

-  II 3G Ex ec IIC T\*Gc;
-  II 2D Ex tb IIIC T\*Db;
- IP66;

“\*”:

**Standard :**

**ATEX:** EN IEC 60079-0-2018; EN 60079-7-2015; EN 60079-31-2014;

**IECEx:** IEC 60079-0-2017; IEC 60079-7-2015; IEC 60079-31-2013;

**Warning:****IECEx& ATEX:**

- "WARNING – DO NOT OPEN WHEN ENERGIZED" ;
- "WARNING – DO NOT OPEN WHEN AN EXPLOSIVE ATMOSPHERE IS PRESENT" ;
- "WARNING – Potential Electrostatic Charging Hazard –Please wipe with a damp cloth when cleaning" ;
- End user shall use certified cable gland suitable type of protection for final installation purpose;
- External earthing wire shall be connected when used and the cross-sectional area shall be more than 4mm<sup>2</sup> or 10AWG;
- Under rating condition, maximum temperature on the luminaire' s shell shall not be higher than 165°C for T3. Temperature at cable inlet shall not be higher than allowable limit of the cable applied, to ensure the cable operation normally.

### Dimensions:

Figure 1 applies to **JLS-EP-LN-40/50/60**

L x W x H: 596 mm x 126 mm x 114mm

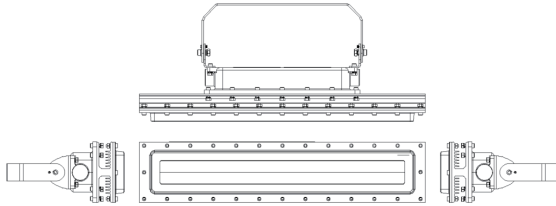


Figure 1

Figure 2 applies to **JLS-EP-LN-80/100/120/150**

L x W x H: 564 mm x 202mm x 112mm

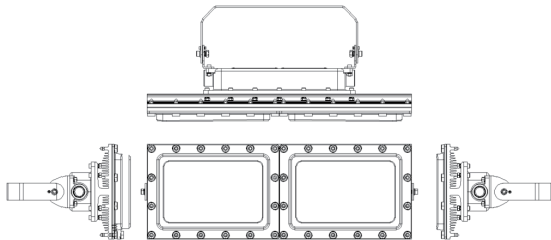


Figure 2

### Mounting:

The product can be mounted as shown in Figure3 to 4 below.

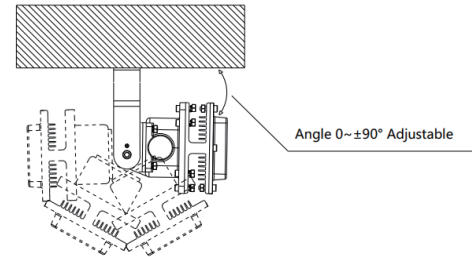
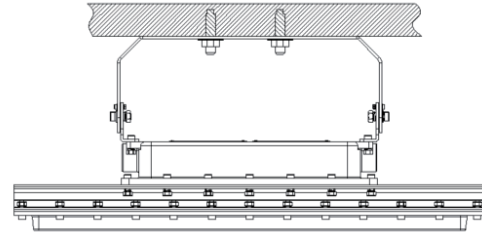


Figure 3 Ceiling Mounting

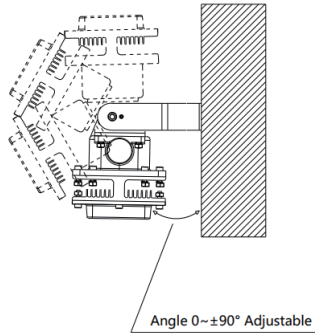
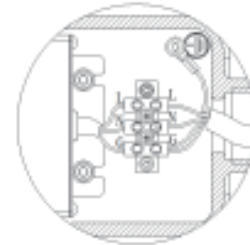


Figure 4 Wall Mounting

## Electrical Connection:

- Overview of Electrical Connection (Customer installation IECEx/ATEX Certified Cable Gland in the field)
  - The customer need choose the IECEx/ATEX Certified Cable Gland.
  - Cable Gland specifications should include:
    - Protection type "ec" and "tb"
    - Above IP66 level
    - ATEX/IECEx Certification
    - Male thread size is 3/4" -14 NPT or M25 X 1.5 or r M26 X 1.5
- When this product leaves the factory, it comes with a 0.5m cable with three cores, 1.0 mm<sup>2</sup>, L (Red-wire connects to Live); N (White-wire connects to Neutral); (Green-wire connects to Ground).
- If the you want to wire by yourself, first open the power box and connect the terminals corresponding to the L/N/G through the wiring terminals as shown below. At the same time, special attention should be paid to the G line connected to the ground terminal.



Cable: Stranded or solid, 3X1.0mm<sup>2</sup>, 300V, 90 C  
 Wire strip length: 8 mm  
 Torque: 0.5 Nm